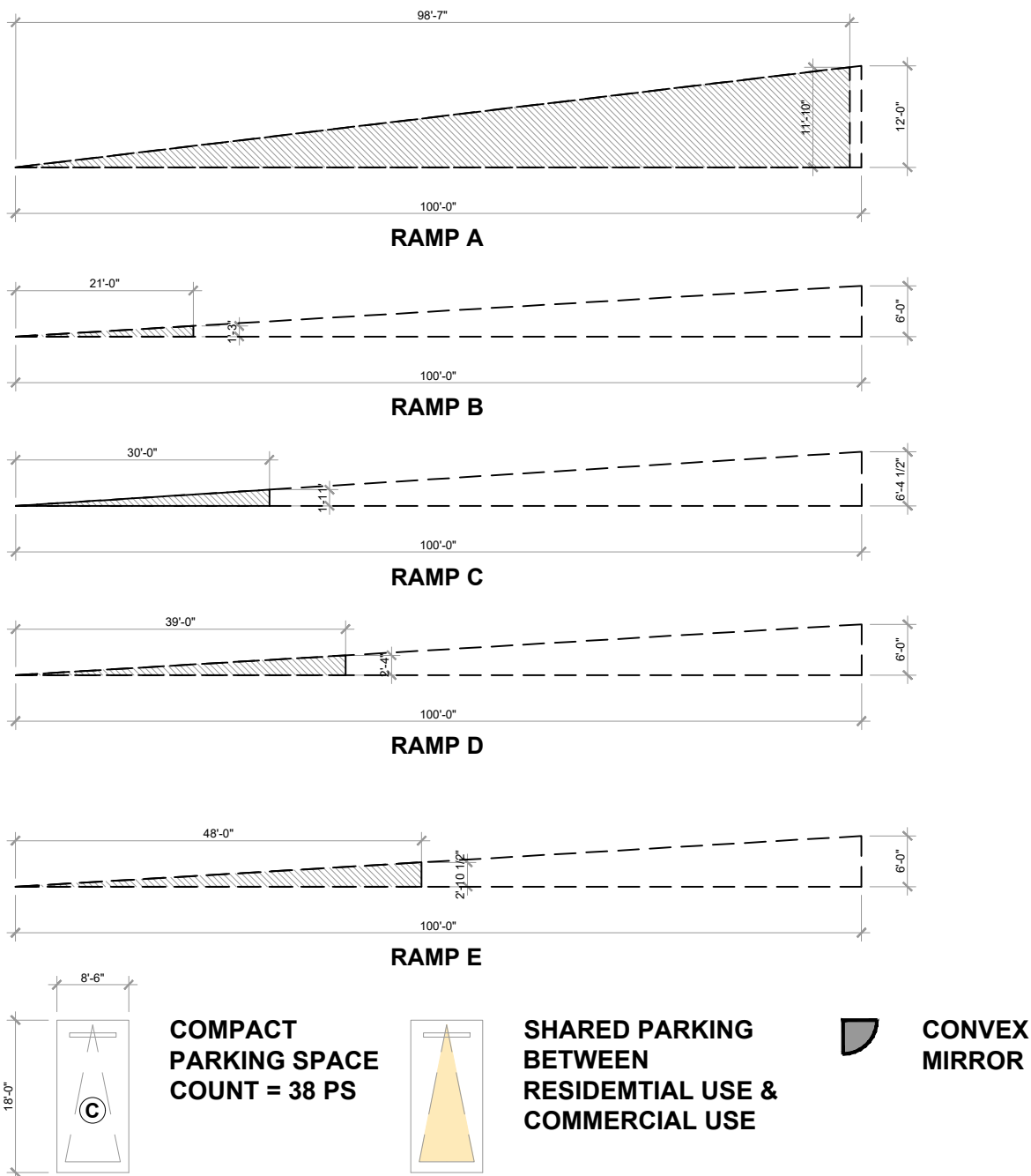


PARKING RAMP
SCHEMATIC SECTION

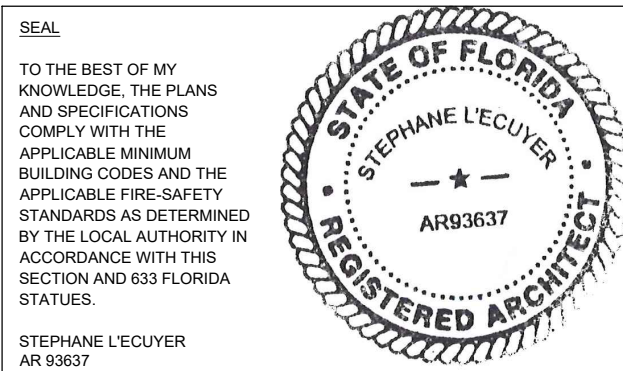


PARKING COUNT PER LEVEL		
LEVEL	COUNT	
LEVEL 3	18 PS	
LEVEL 2	77 PS	
LEVEL 1.5	60 PS	
LEVEL 1	20 PS	
SURFACE	70 PS	
TOTAL		245 PS


LOCKER COUNT PER LEVEL		
LEVEL	COUNT	
LEVEL 10	4	
LEVEL 9	8	
LEVEL 8	8	
LEVEL 7	8	
LEVEL 6	8	
LEVEL 5	8	
LEVEL 4	14	
LEVEL 3	5	
LEVEL 2	20	
LEVEL 1.5	49	
GROUND	-	
TOTAL		132
RATIO = 1 LOCKER / UNIT		



absolute-idea.com
CANAL PARK
3323 NE 163rd Street, Suite 200 North Miami Beach, FL 33160
T 305.792.0015 F 305.931.0279 @info@absolute-idea.com




ISSUE FOR:
DRC SUBMITTAL



REV.	DATE	DESCRIPTION
01	01-29-2025	D.R.C. SUBMITTAL

ALL MEASUREMENTS MUST BE VERIFIED BEFORE BEGINNING THE WORK. NO MEASUREMENTS ARE TO BE SCALED DIRECTLY FROM THIS DRAWING.



Client
VERA FUND
NICK POLYUSHKIN
& YURI KHARITONENKOV
TEL: 305.833.3303

Project
**1600 S FEDERAL HIGHWAY
(MIXED-USE PROJECT)**
1600 SOUTH FEDERAL HIGHWAY,
POMPAÑO BEACH, FL 33062

LEVEL 1.5 FLOOR PLAN LAYOUT			
Drawn J. WU	Field ARCHITECTURE		
Verified N. TREMBLAY	Scale as shown		
Approved S. L'ECUYER	Date 01-29-2025		
Project J. WU	Dwg. no. A-201		

DRC

LEVEL 1.5
FLOOR PLAN LAYOUT
SCALE: 1"= 20'-0"

PZ24-120024-28

03/05/2025